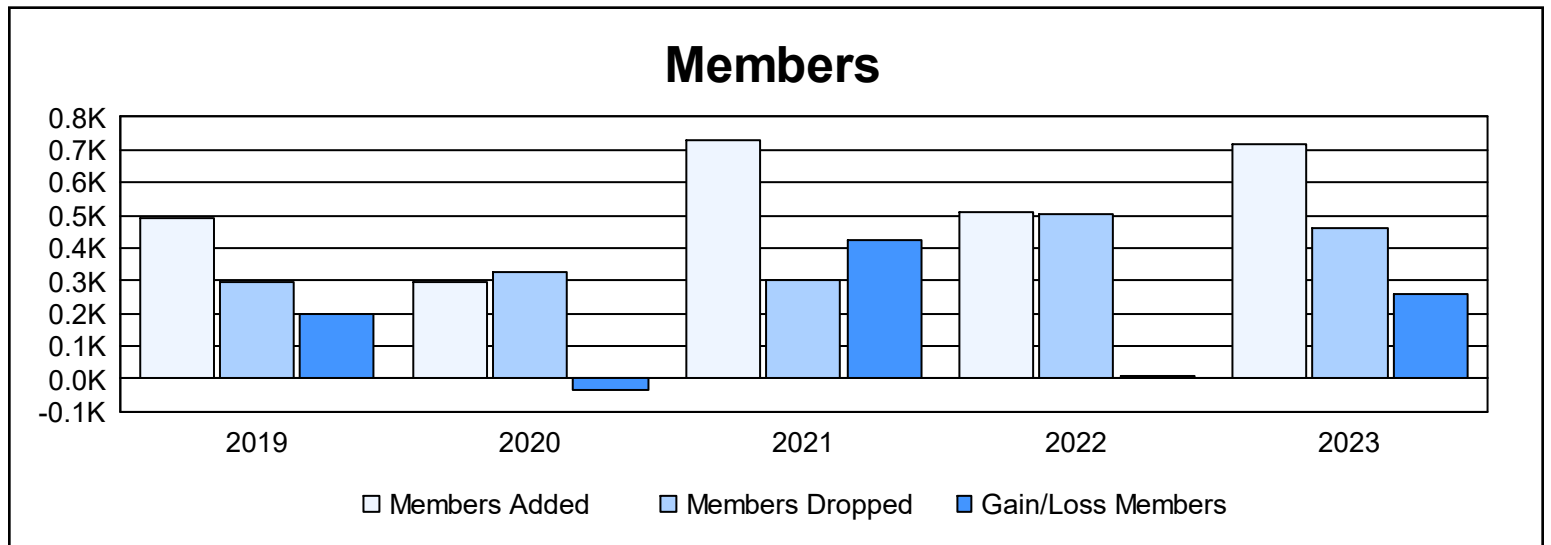
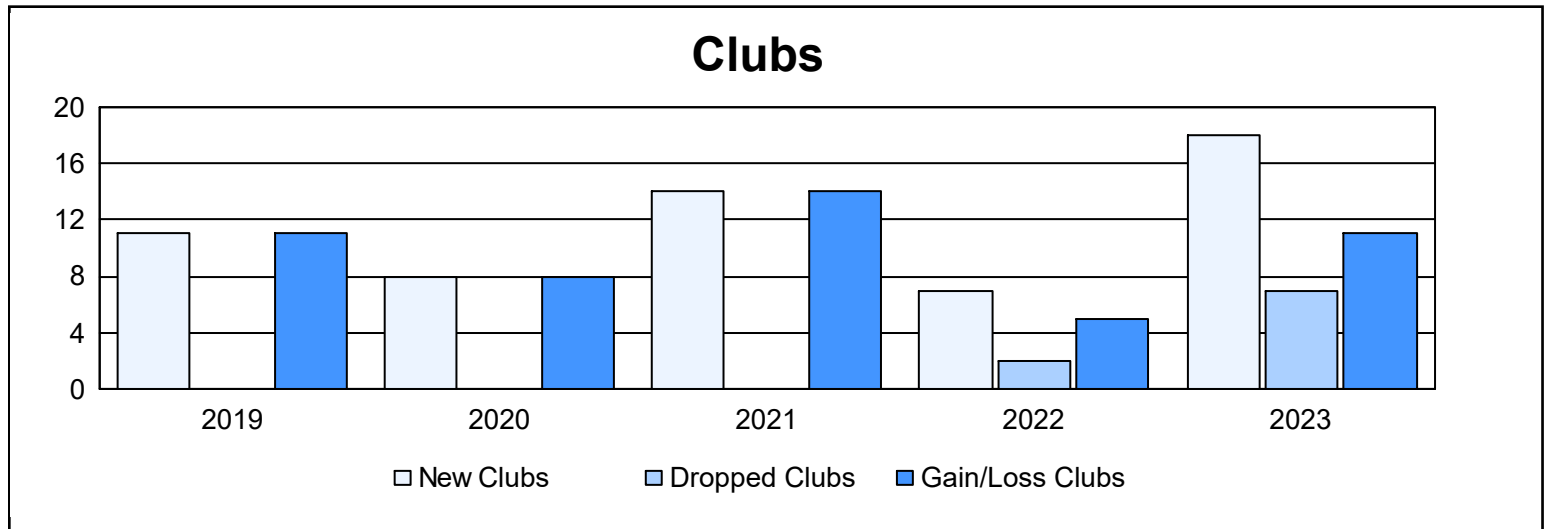
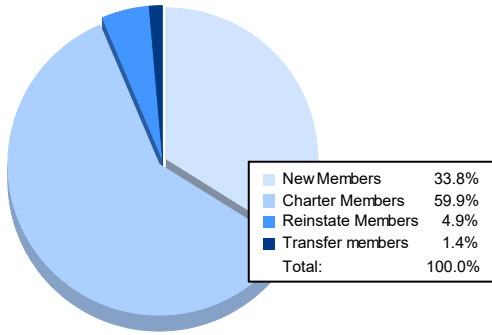


| Year | New Clubs | Dropped Clubs | Gain/ Loss Clubs | New Members | Charter Members | Reinstate Members | Transfer Members | Total Member Added | Total Members Dropped | Gain/ Loss Members |
|----------------|-----------|---------------|------------------|-------------|-----------------|-------------------|------------------|--------------------|-----------------------|--------------------|
| 2018-2019 | 11 | 0 | 11 | 179 | 303 | 10 | 1 | 493 | 293 | 200 |
| 2019-2020 | 8 | 0 | 8 | 79 | 197 | 14 | 3 | 293 | 328 | -35 |
| 2020-2021 | 14 | 0 | 14 | 355 | 366 | 5 | 1 | 727 | 302 | 425 |
| 2021-2022 | 7 | 2 | 5 | 287 | 202 | 19 | 3 | 511 | 503 | 8 |
| 2022-2023 | 18 | 7 | 11 | 243 | 430 | 35 | 10 | 718 | 459 | 259 |
| Average | 12 | 2 | 10 | 229 | 300 | 17 | 4 | 548 | 377 | 171 |



Membership Composition June 2023 Cumulative



Gender Composition June 2023 Cumulative

